

How to draft and export a Specification using 'Autodraft'

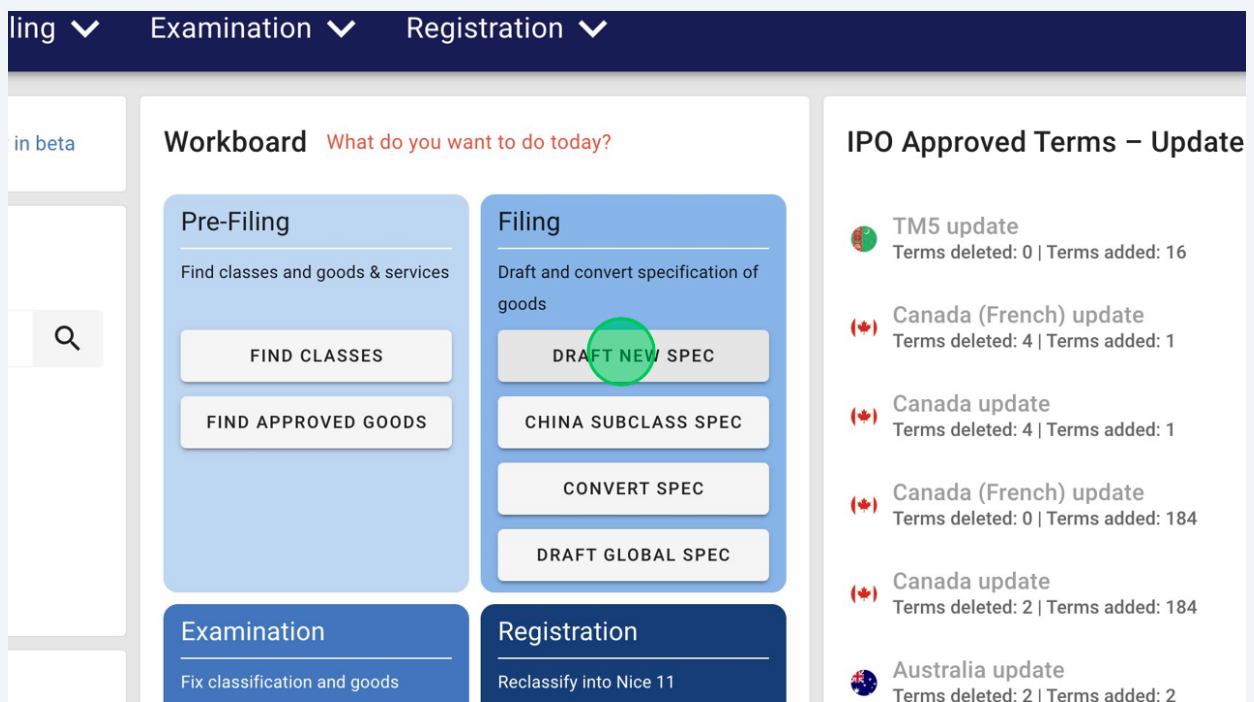


This guide provides step-by-step instructions on how to draft and export a specification using 'Autodraft' in the Sortify Attorney.

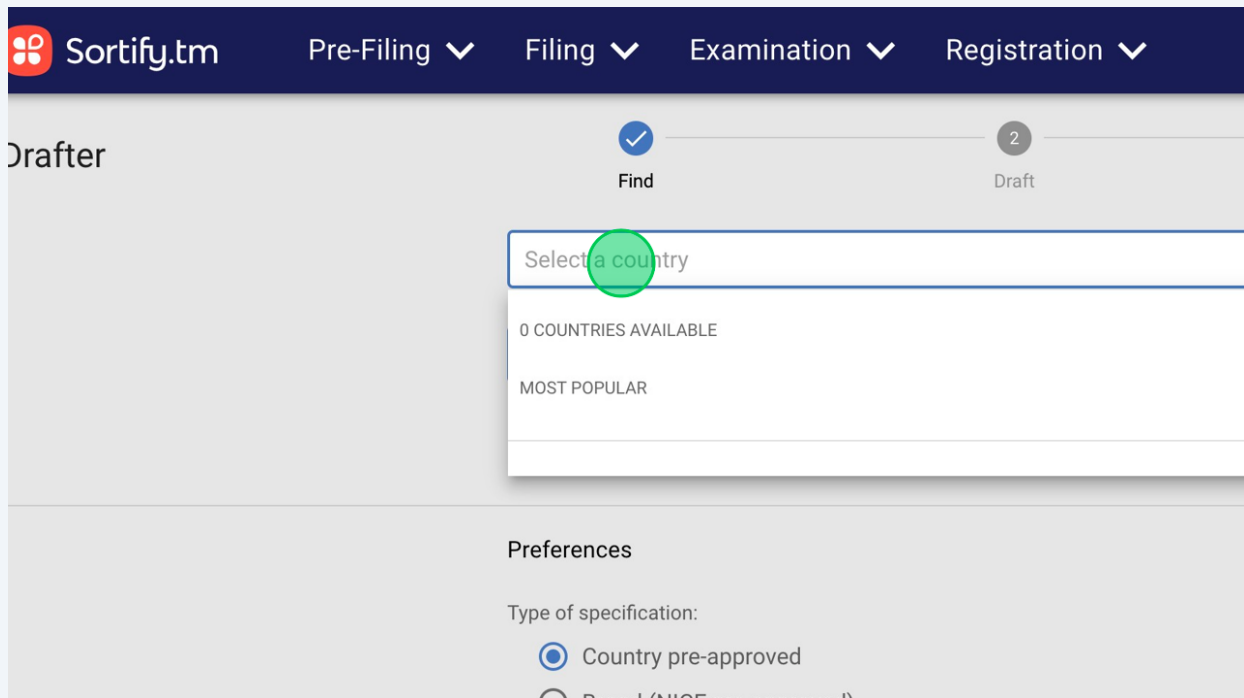
Following these steps will enable you to efficiently create and export a specification for your desired goods or services, saving time and effort in the process.

1 Navigate to <https://app.sortify.tm/>

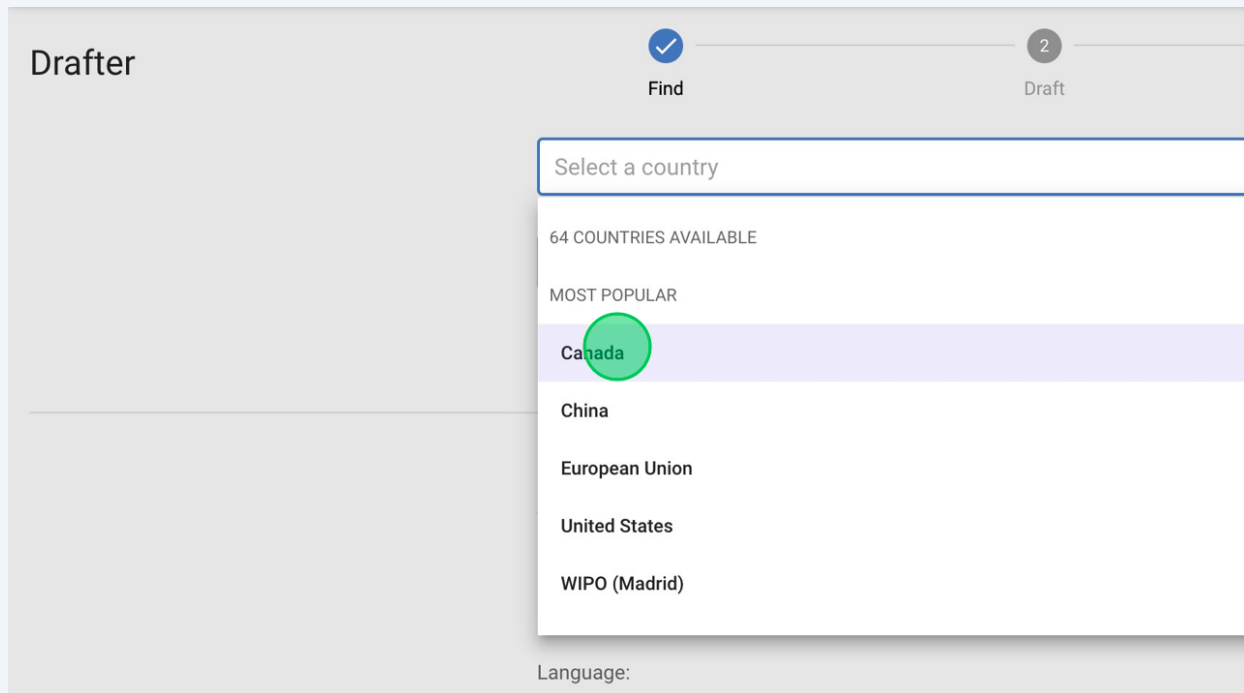
2 Click "DRAFT NEW SPEC"



3 Click the "Select a country" field.



4 Choose your jurisdiction – in this example we've selected "Canada"



5

Use the search box to search for the goods or services you'd like cover in your trademark specification. In this example we've used the search term "cannabis".

Sortify.tm Pre-Filing Filing Examination Registration

Drafter

Find Draft

Canada

Type goods/services to find

DRAFT

Preferences

Type of specification:

Country pre-approved

Broad (NICE pre-approved)

6

Click "DRAFT"

Find Draft Finalize

Canada

Type goods/services to find

cannabis

DRAFT

Preferences

Type of specification:

Country pre-approved

Broad (NICE pre-approved)

Language:

7

For this example, we want to select a large range of results from class 34 – but instead of clicking on each result one-by-one, we're going to use Autodraft to streamline our drafting.

The screenshot shows the Sortify interface with a search for 'cannabis'. The 'Draft' step is active. Under 'SEARCH TERM MATCHES', there are two sections: 'SMOKERS' PRODUCTS' (34 items) and 'PHARMACEUTICALS' (5 items). The 'show all (60)' dropdown for 'SMOKERS' PRODUCTS' is circled in orange. An arrow points to the 'AUTODRAFT' button for this section. The 'DRAFTED SPECIFICATIONS' panel is empty. At the bottom right, there is a 'FINISH' button.

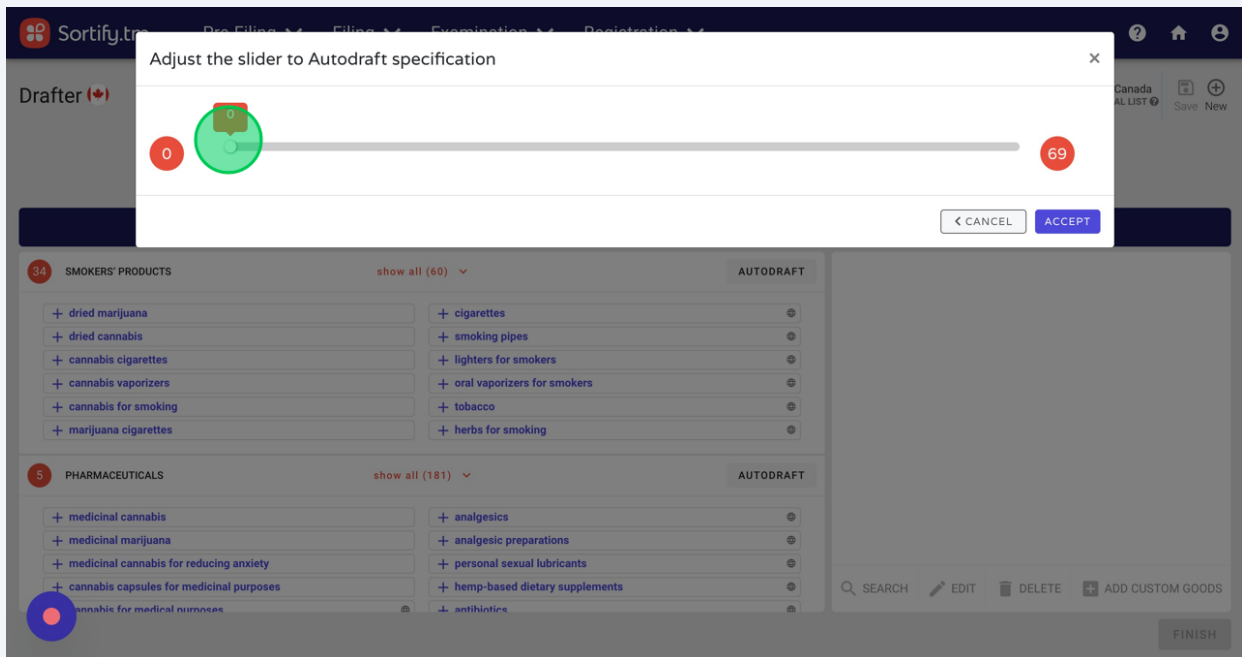
8

Click "AUTODRAFT"

This screenshot shows the same interface as above, but with the 'AUTODRAFT' button for the 'SMOKERS' PRODUCTS' section highlighted in green. The 'DRAFTED SPECIFICATIONS' panel now contains a list of items: '+ cigarettes', '+ smoking pipes', '+ lighters for smokers', '+ oral vaporizers for smokers', '+ tobacco', and '+ herbs for smoking'. The 'AUTODRAFT' button is also visible for the 'PHARMACEUTICALS' section.

9

Click on the slider and drag it across to select your chosen number of terms within the class.

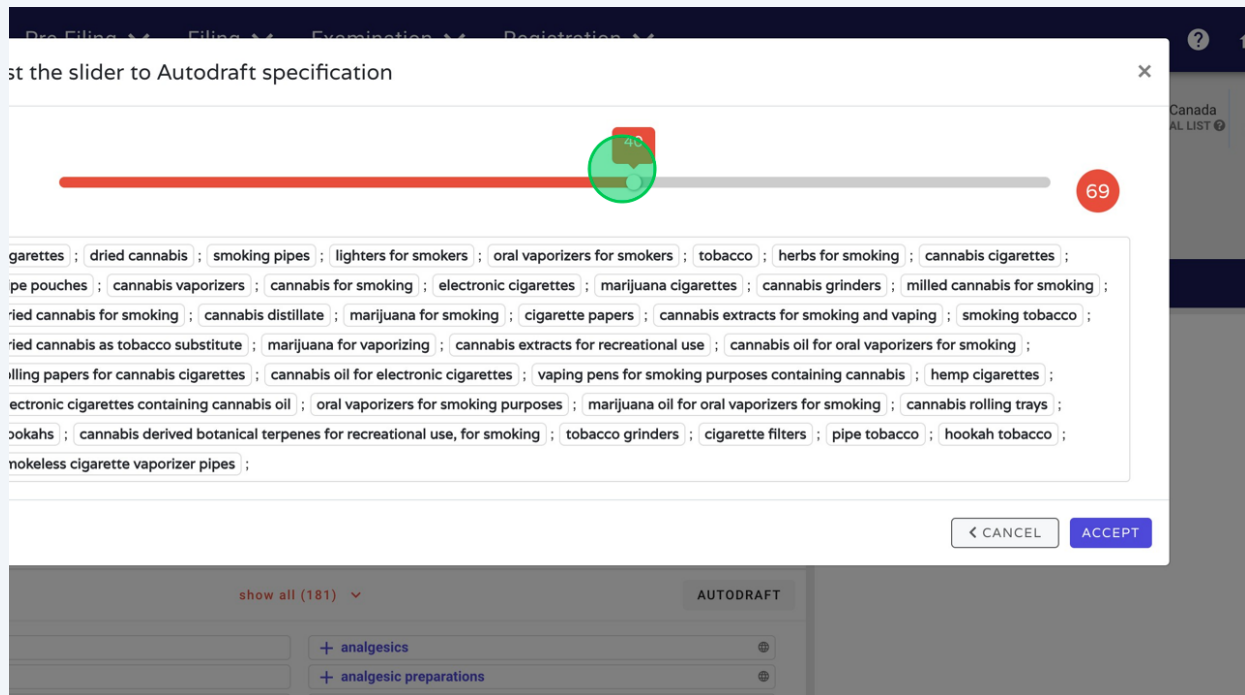


Tip!

The terms are selected by Autodraft in order of relevance (the same way they're displayed in the results).

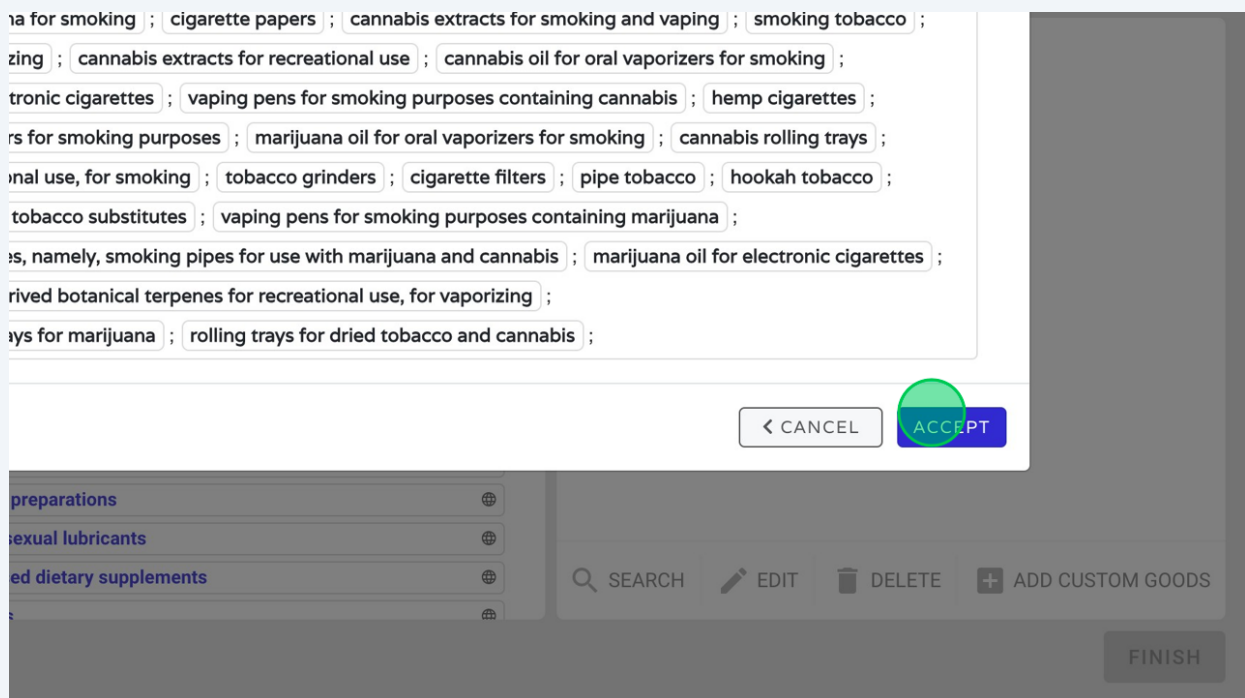
10

As you drag the slider, you can see the terms populating below. In this example we've selected 40 of the 69 terms available.



11

Once you've got the the number of terms you want, click "ACCEPT"



12 When you're happy with the specification, click "FINISH"

The screenshot shows the Sortify interface. On the left, there are input fields for goods, with 'paper' and 's' visible. Below these are categories: 'preparations', 'sexual lubricants', and 'ed dietary supplements'. On the right, a list of goods for Class 34 is shown, including: cigarettes, dried cannabis, smoking pipes, lighters for smokers, oral vaporizers for smokers, tobacco, herbs for smoking, cannabis cigarettes, pipe pouches, and cannabis vaporizers. At the bottom right, there is a green 'FINISH' button.

13 In **under a minute** we've drafted a Canada compliant spec. for Cannabis products, with 40 terms in class 34!

14 Click "EXPORT"

The screenshot shows the Sortify interface with the 'YOUR SPECIFICATION' and 'DRAFTED SPECIFICATION' sections. The 'YOUR SPECIFICATION' section includes: Country: Canada, Date: December 19, 2023, and Language: English. The 'DRAFTED SPECIFICATION' section shows Class 34 with a list of goods: Cigarettes; dried cannabis; smoking pipes; lighters for smokers; oral vaporizers for smokers; tobacco; herbs for smoking; cannabis cigarettes; pipe pouches; cannabis vaporizers; cannabis for smoking; electronic cigarettes; marijuana cigarettes; cannabis grinders; milled cannabis for smoking; dried cannabis for smoking; cannabis distillate; marijuana for smoking; cigarette papers; cannabis extracts for smoking and vaping; smoking tobacco; dried cannabis as tobacco substitute; marijuana for vaporizing; cannabis extracts for recreational use; cannabis oil for oral vaporizers for smoking; rolling papers for cannabis cigarettes; cannabis oil for electronic cigarettes; vaping pens for smoking purposes containing cannabis; hemp cigarettes; electronic cigarettes containing cannabis oil; oral vaporizers for smoking purposes; marijuana oil for oral vaporizers for smoking; cannabis rolling trays; hookahs; cannabis derived botanical terpenes for recreational use, for smoking; tobacco grinders; cigarette filters; pipe tobacco; hookah tobacco; smokeless cigarette vaporizer pipes; cigarettes containing tobacco substitutes; vaping pens for smoking purposes containing marijuana; cannabis for recreational use, for smoking; smokers' articles, namely, smoking pipes for use with marijuana and cannabis; marijuana oil for electronic cigarettes; electronic cigarettes containing marijuana oil; cannabis derived botanical terpenes for recreational use, for vaporizing; cannabis for recreational use, for vaporizing; bongos and trays for marijuana; rolling trays for dried tobacco and cannabis. At the bottom right, there is a green 'EXPORT' button.

15 Choose your export method and you're done.

